

# 6 series 650

## Cold Water High Pressure Jet Cleaner



6 SERIES 650



For professional usage

**Roots -  
Perfect from  
product  
to service**

# 6 Series 650 is equipped with

- Triplex pump with ceramic plungers, connecting rod system
- Automatic by-pass valve
- Brass pump head
- Pressure gauge
- Pressure adjustment
- Built-in detergent suction
- Motor thermal protector
- Power supply cord length 5m
- Water filter.
- H.P . Soft type hose gun and lance
- Adjustable high/low pressure and fan/pencil jet spray head

## Specifications

Technical Data	Units	650 model
Max Pressure	bar	150
	psi	2200
Flow Rate	LPH	480
	GPH	127
Power	KW	3.0
	RPM	2800
	Hz	50
	V	230
Outer Dimensions	LxWxH(cm)	39x24x23
Weight	Kg	21

Max inlet water temperature 60°C 140°F

## Standard Equipment

### AR334 (BIT 105)

Gun 1/4" (M) M22x1.5  
(40925)



### Lance + w/head

650 (40113)

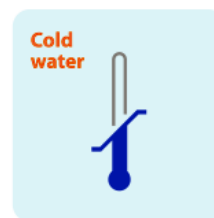
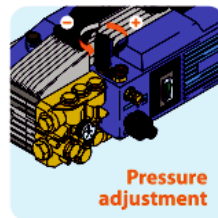



### HP hose 8m

650 (1262443)



## Features



Roots reserves the right to make any changes considered necessary for the purposes of improvement at any time or for any reason without prior notice, in line with its policy of continuous product development and progress.

**Our Product Range** - Sweepers, Scrubber-Driers, Vacuum Cleaners, Single Disc Scrubbers, Mini Floor Washers, High Pressure Water Jet Cleaners, City Sweepers, Bins, Mops & Trolleys.